



DFWVGA TOURNAMENTS 2021

Golf Course Rules and General Info

Contact Information:

Tim Nguyen: President – 972-591-6742
Christian Hoang: Tournament Director – 469-316-2026
Khanh Lieu: Handicap Director – 316-250-4664

Derek Nguyen: TX Cup Captain – 469-734-9558
James Banh: Challenge Cup Captain – 214-621-1235
Kim Nguyen: Sponsorship Director – 469-556-9854

Date: Saturday, April 17th, 2021 – First Major

Location: Tangle Ridges Golf Club – 818 Tangle Ridge Dr, Grand Prairie, TX 75052 – **tangleridge.com: 972-299-6837**

Shotgun Start Time: 2:00 PM/14:00

Number of players: 100+

Tee Box: Gold Tee (6600 Yards) – Tees will be moved forward. All male players will be playing from **GOLD** tees and **RED** tees for female

Close to the pin (CTP): Nicklaus - Hole #16, Palmer – Hole #11, Hogan – Hole #9

Hole in one (HIO): All flight: Hole #9, Prize: Luraco Legend Message Chair MSRP \$7990 sponsor by Dr. **Kevin Le**

Hole in one (HIO): All flight: Hole #17, Prize: \$9000 CASH - Profusion Energy Brokerage sponsor by **Luc Nguyen**

- Play as it lies or
- Lift, clean and place (the ball to its original location or place it within one club length of the ball not nearer the hole).
The player may use any tools to smooth out the sand prior to placing the ball.

- Lost balls play as lateral hazards. Drop 2 club length where the ball enters the tree line, rough, fairway and take one stroke penalty (this is a local rule and will be implemented due to pace of play)

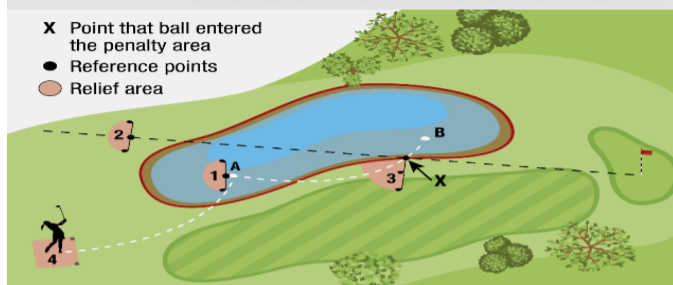
- **Rangefinder** with slope is allowed
- **The course is well mark with HAZARD/STAKES**
- **Tree lines** right and left of fairway play as lateral hazards meaning if lost ball, the player may drop within 2 club length from edge of tree line where the ball crosses the tree line margins and incur a one stroke penalty or take other options in accordance with USGA rule.
- **Fence lines along left and right of the fairway:** will be played as Out of Bound (OB)
 - **Re-tee:** (1 stroke penalty), declare/hit provisional ball to save time, play original ball if found
 - **Golfer** has option to drop ball in the vicinity of where the ball is OB (include the nearest fairway), under a two strokes penalty
- **Embedded ball:** the player drops the original ball or a substituted ball (if damaged) within one club-length of (but not closer to the hole) the spot right behind where the ball was embedded. This rule is applied to ALL areas including in the rough, hazard and etc.
- Course will paint **GUR** in damaged fairway for players to take relief. If your ball does not lie inside these areas, play as it lies.
- **Drop Zone:** Drop zone area near the GREEN for ALL par 3.
- **Double Par Pick-up,** you must pick up your ball and move onto the next hole once you have shot double par for that hole.
Ex: Par 3 hole, once you have shot your sixth stroke, pick up your ball and move onto the next hole even if you haven't holed-out.
- **NO Gimme Putt:** in the spirit of the tournament, PLEASE PUTT OUT. There will be no Gimme Putt
- **Mud ball:** players allowed to **lift, clean and place** the ball on the fairway during wet conditions.
- **Out of Bound:** Any metal fences or fences on the course WILL BE played as OB.
- **Time for search ball:** the time for a ball search (before the ball becomes lost) has been reduced to 3 minutes.
- **Casual Water:** free relief, place it at the nearest point that avoids the casual water that is no nearer the hole.
- **Abnormal Ground Condition:** Free relief should the ground has small rock/gravel even if there is no GUR sign
- **Water Sprinkle Head: Free Relief if ALL conditions below are met:**
 - The sprinkler heads is within 2 club lengths of the putting green
 - The golf ball is within 2 club lengths of the sprinkler heads
 - Sitting on the closely mow area, meaning not in the ROUGH
- When in doubt: discuss it with playing partner and/or play 2 balls. Will discuss with rule committee/clubhouse at the end of round.

- **Abnormalities:** as per Tangle Ridge Head Pro

- Hole #1, #14 and #16: Ground under repair (GUR) will be paint in white (#1, between 2 dry creeks/150yards out, #14, left side of the cart path 150yards out and #16, right side of the fairway, there is a line of small rocks/gravel covered the underground water line) FREE relief (1 club length from point of entry not nearer the hole).
- Hole #18: if tee shot does not clear/land pass the RED stake line before rolling into the pond/water, player needs to drop where it enter the pond/hazard, in case there is NO red stake line, land will be used as a red/hazard line.

NOTE: Mind your golf cart battery (indicator is on right side of the cart key) as they might not be fully charged. Call golf shop should you need any help (972-299-6837).

DIAGRAM #2 17.2a: BALL PLAYED FROM PENALTY AREA COMES TO REST IN SAME PENALTY AREA HAVING EXITED AND RE-ENTERED



A player plays from the teeing area to point A in the penalty area. The player plays the ball from point A to point B, with the ball exiting the penalty area but crossing back into the penalty area at point X. If the player chooses to take relief, for one penalty stroke there are **four options**. The player may:

- (1) Take stroke-and-distance relief by playing the original ball or another ball from a relief area based on where the previous stroke was made at point A (see Rule 14.6 and Diagram 14.6) and is playing his or her 4th shot.
- (2) Take back-on-the-line relief by dropping the original ball or another ball in a relief area based on a reference line going straight back from the hole through point X, and is playing his or her 4th shot.
- (3) Take lateral relief (red penalty area only). The reference point for taking relief is point X, and the original ball or another ball must be dropped in and played from the two club-length relief area, and the player is playing his or her 4th shot.
- (4) Play the original ball or another ball from the teeing area as that was where he or she made the last stroke from outside the penalty area, and is playing his or her 4th shot.

If the player selected option (1) and then decided not to play the dropped ball, the player may take back-on-the-line relief or lateral relief in relation to point X, or play again from the teeing area, adding an additional penalty stroke for a total of two penalty strokes, and would be playing his or her 5th shot.

DIAGRAM #1 17.1d: RELIEF FOR BALL IN YELLOW PENALTY AREA



When it is known or virtually certain that a ball is in a yellow penalty area and the player wishes to take relief, the player has **two options**, each for one penalty stroke:

- (1) The player may take stroke-and-distance relief by playing the original ball or another ball from a relief area based on where the previous stroke was made (see Rule 14.6 and Diagram 14.6).

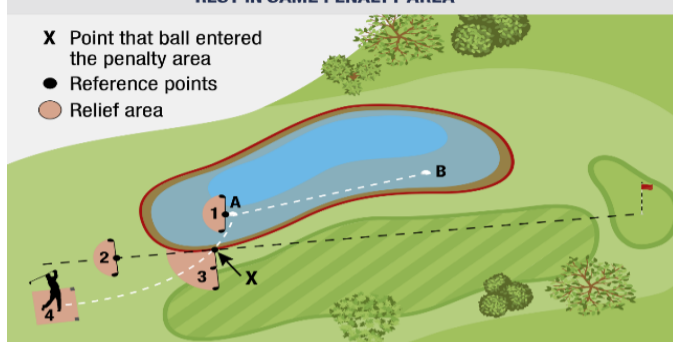
Reference Point	Size of Relief Area	Limits on Relief Area
The spot where the player's previous stroke was made (which if not known must be estimated)	One club-length from the reference point	The relief area: • Must not be nearer the hole than the reference point, and • Must be in the same area of the course as the reference point

- (2) The player may take back-on-the-line relief by dropping the original ball or another ball in a relief area based on a reference line going straight back from the hole through point X.

Reference Point	Size of Relief Area	Limits on Relief Area
A point on the course chosen by the player that is on the reference line through point X (the point where the ball last crossed the edge of the yellow penalty area). There is no limit on how far back on the line the reference point may be	One club-length from the reference point	The relief area: • Must not be nearer the hole than the reference point, and • May be in any area of the course except the same penalty area

Player Notes:
In choosing this reference point, you should indicate the point by using an object (such as a tee).

DIAGRAM #1 17.2a: BALL PLAYED FROM PENALTY AREA COMES TO REST IN SAME PENALTY AREA

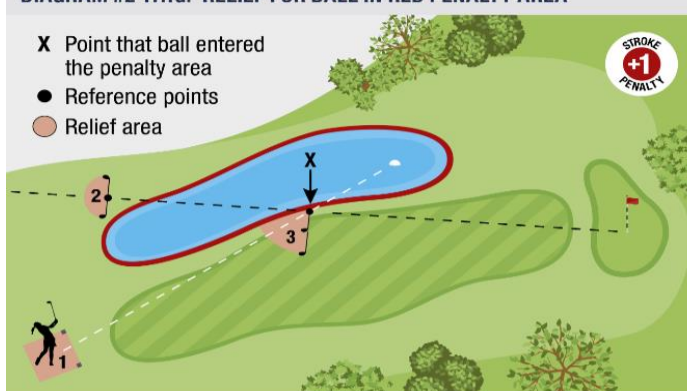


A player plays from the teeing area to point A in the penalty area. The player plays the ball from point A to point B. If the player chooses to take relief, for one penalty stroke there are **four options**. The player may:

- (1) Take stroke-and-distance relief by playing the original ball or another ball from a relief area based on where the previous stroke was made at point A (see Rule 14.6 and Diagram 14.6) and is playing his or her 4th shot.
- (2) Take back-on-the-line relief by dropping the original ball or another ball in a relief area based on a reference line going straight back from the hole through point X, and is playing his or her 4th shot.
- (3) Take lateral relief (red penalty area only). The reference point for taking relief is point X, and the original ball or another ball must be dropped in and played from the two club-length relief area, and the player is playing his or her 4th shot.
- (4) Play the original ball or another ball from the teeing area as that was where he or she made the last stroke from outside the penalty area, and is playing his or her 4th shot.

If the player selected option (1) and then decided not to play the dropped ball, the player may take back-on-the-line relief or lateral relief in relation to point X, or play again from the teeing area, adding an additional penalty stroke for a total of two penalty strokes, and would be playing his or her 5th shot.

DIAGRAM #2 17.1d: RELIEF FOR BALL IN RED PENALTY AREA



When it is known or virtually certain that a ball is in a red penalty area and the player wishes to take relief, the player has **three options**, each for one penalty stroke:

- (1) The player may take stroke-and-distance relief (see point (1) in Diagram #1 17.1d).
- (2) The player may take back-on-the-line relief (see point (2) in Diagram #1 17.1d).
- (3) The player may take lateral relief (red penalty area only). The reference point for taking lateral relief is point X.

Reference Point	Size of Relief Area	Limits on Relief Area
The estimated point where the original ball last crossed the edge of the red penalty area (point X)	Two club-lengths from the reference point	The relief area: • Must not be nearer the hole than the reference point, and • May be in any area of the course except the same penalty area